


2021 JET PROGRAMME

Welcome to Kagoshima

令和3年
JETプログラム
鹿児島県



KAGOSHIMA JET PROGRAMME

Prefectural Advisor (PA) Team

Japanese PAs

Ms. Yoko Ōta Teachers' Consultant, Upper Secondary School Education Division
Email: youko-oota@pref.kagoshima.lg.jp

Mr. Yusuke Yoshizaki Assistant Manager, International Affairs Division
Email: kokusaikikaku@pref.kagoshima.lg.jp

JET ALT PAs

Toni-Ann Lewis ALT-PA, Upper Secondary School Education Division
kagoshima.pa@kagoshimajet.com; 080-3971-8633

Maximiliano Alvarez ALT-PA, Upper Secondary School Education Division
kagoshima.pa@kagoshimajet.com; 080-8398-3372

Note: The PA Team typically consists of two Japanese PAs, two ALT PAs, and two CIR PAs. The CIR PAs are members of the 2020/2021 JET Cohort; their contact information will be updated upon arrival.

Kagoshima Prefecture, International Affairs Division (IAD)

Kagoshima Prefecture Government Office
9th Floor, 10-1 Kamoike-Shinmachi, Kagoshima City, Japan 890-8577
Tel: 099-286-2303, Fax: 099-286-5522

Kagoshima Prefecture, Upper Secondary School Education Division

Kagoshima Prefecture Government Office
16th Floor, 10-1 Kamoike-Shinmachi, Kagoshima City, Japan 890-8577
Tel: 099-286-5291, Fax: 099-286-5678

Kagoshima International Association (KIA)

14-50 Yamashita-cho, Kagoshima City
Tel: 099-221-6620, Fax: 099-221-6643

- One CIR PA is stationed at the KIA.
- KIA is open on weekends and closed on Mondays.
 - If a public holiday falls on a Monday, KIA will be closed the following day (Tuesday).

POST-ARRIVAL CHECKLIST

Welcome to Kagoshima! This checklist is a guideline that can be used to facilitate an easeful transition into life at your new placement. Please note that this list is not comprehensive, and there may be some other tasks you will need to complete.

Important 2021 Dates

- November 12: Skills Development Conference (All ALTs and JTEs)

Housing & Daily Life

- Register as a Resident with your local City/Town Hall
- Make/Collect your Personal Seal (*Inkan*)
- Open a Bank Account
 - *Recommendation:* You may most likely be taken to open an account with Kagoshima Bank. It is strongly recommended that you open a Japan Post account as well, as Kagoshima Bank accounts can mostly be accessed only in Kagoshima Prefecture, while Japan Post accounts can be accessed throughout Japan.
 - Obtain a Cash Card and/or Bank Book
 - Learn how to use the ATM
- Housing
 - *Recommendation:* When purchasing appliances and/or furniture, second-hand or recycle shops are good places to look!
 - Familiarize yourself with your Rental Agreement
 - Terms & Conditions
 - Dates of Contract Validity
 - Monthly Rent
 - Other Fees (deposit, key money, replacing tatami mats at the end of your contract, etc.)
 - Confirm which appliances and/or furniture belong to your Contracting Organization and Landlord
- Bill Setup
 - *Recommendation:* Enquire about automatic withdrawals from your bank account for ALL your monthly bill payments, as the alternative is paying your bills at convenience stores, which, despite the name of such facilities, may be inconvenient.
 - Water, Gas, Electricity
- Mobile Phone
 - *Recommendation:* If you must purchase a new phone, please consider purchasing a smartphone, particularly if you are signing a two-year contract.
 - Major Phone Companies: AU; Docomo; Softbank
 - These companies may have an English Help Line to provide reliable customer service.
 - Other Companies: Y Mobile; U Mobile
- Internet Setup
 - *Recommendation:* Home internet setup can be notoriously difficult to complete, particularly in more rural areas. Speak with a representative at your mobile phone company to explore ALL options, and select the best fit for your budget, and typical monthly usage.
- Purchase/Rent a Vehicle
 - *Note:* ALTs who are placed in Kagoshima City are not typically allowed to own cars or drive to work.
 - Obtain the Title in your Name
 - Insurance
 - Mandatory Vehicle Inspection (*shaken*)

- Designated Parking Space

School

Recommendations

- Befriend any member of staff who befriends you. Nurses, Librarians and Front Office Staff are often your best bet.
 - Write a chart for everyone's names in your office to help you remember them after introductions.
 - Ask for the student roster. Most high schools have a picture roster of all students. Learn their names. Sometimes you can make copies of the pictures. This way you can write their names in katakana or roman letters.
 - Ask about parking if you drive.
- Review your Terms and Conditions (particularly regarding your work duties)
 - Ask for your work schedule (particularly if placed at multiple schools)
 - Request JTEs' Teaching Schedule and your Monthly Team-Teaching Schedule
 - Plan your Self-Introduction Lesson
 - Prepare an introduction speech for the first day of school
 - Request the schedule for the academic year
 - Make note of Sports Day; Culture Day; Opening/Closing Ceremony; Class Match; Field Trips; Long Cleaning Days; Other Special Events.
 - Ask about the dress code for each event
 - Verify how to take all forms of leave (conditions, necessary procedures, etc.)

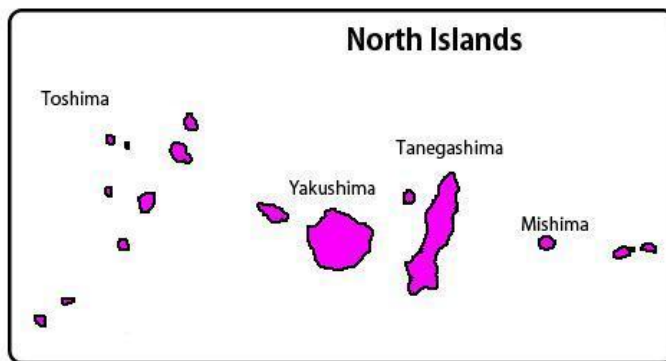
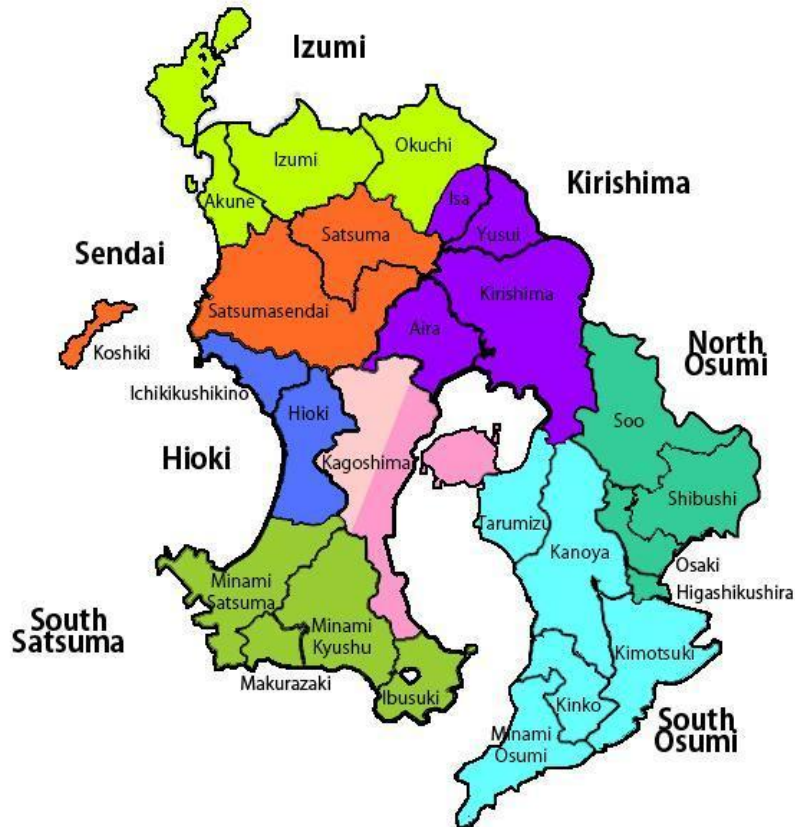
Taxes and Insurance

- Verify necessary tax documents
- Confirm how local inhabitant taxes will be handled
 - Recommendation: Request monthly withdrawals where possible.
- Verify health insurance coverage
- Register any family members (dependents) for the Health Insurance System
- Receive pension booklet. Make special note of the registration number, as you may need it to check the status of your refund after completing your Term of Appointment.

SUPPORT NETWORK/RESOURCES

Block System

There are 11 Blocks in Kagoshima. Each block has a nominated “Block Leader” who has lived in the area for at least one year. Block Leaders are local knowledge resources, and they are the point of contact in times of disaster.



Block Leaders

Hioki – James Eaton

Sendai – Alexis Reed

Izumi – Eddy McVarish

Kirishima – David Dumbleton

North Ōsumi – Daniel Alderink

South Ōsumi – Ruani Visser

North Islands – Jake Blackburn

South Islands – Aidan Wong

South Satsuma – Rebecca Clippard

Kagoshima City (Mun.) – Stephanie Appleby-Mathura

Kagoshima City (Pref.) – Daniel White

Introduction to KAJET

Kagoshima Association for JET (KAJET) is the Kagoshima prefectural chapter of AJET. KAJET is an independent, self-supporting, volunteer, community-building organization comprised of current JET participants within Kagoshima. KAJET provides an informal exchange of information and ideas about daily living in Kagoshima and organizes social events throughout the year. You can reach KAJET representatives at kagoshima@ajet.net.

Facebook: Kagoshima AJET

Website: <https://kajetweb.wordpress.com>

KAJET Committee

<u>Name</u>	<u>Role</u>	<u>Location</u>
Terence Brierly	President	Kagoshima City (Pref.) Block
Rachel Downie	Vice President	Kagoshima City (Mun.) Block
Matt Karp	Secretary	North Islands
Steve Hill	Treasurer	Kagoshima City (Mun.) Block
Davon Wanza	Events Coordinator	North Islands
Caleb Dunaway	Community Outreach Chair	North Islands
Jake Blackburn	Marketing Coordinator	North Islands

Mental Health & Emergency Resources

1. Emergency Support: Police (110), Ambulance (119)
2. Block System
3. Prefectural Advisors (ALT PAs, CIR PAs)
4. KOKORO (JET Online Counselling)
Website: <https://www.kokoro-soudan.net/en/> (login password: jet2021mental)
5. Skype Counselling (JET Online Counselling)
Website: <https://www.fismec.co.jp/hiroba/en/secure/> (login password: jet2021mental)
6. Tokyo English Lifeline (TELL)
TEL: 035-774-0992 (09:00 to 23:00) | Website: <https://telljp.com>
7. National AJET Peer Support Group (PSG)
TEL: 050-5534-5566 (20:00 to 07:00) | Skype ID: AJETPSG (20:00 to 07:00)
8. International Counselling Centre (English/ Japanese)
TEL: 011-81-78-882-9020 | Website: <http://icckobe.jp>
9. International Mental Health Professionals Japan (IMHP)
Website: <http://www.imhjp.org/>
10. Japan Federation of Bar Associations: <https://www.nichibenren.or.jp/en.html>
Kagoshima Bar Association: <http://www.kben.jp/>

DOS AND DON'TS

Driving and Traffic Rules

Japanese Traffic Rules and Regulations

<https://english.jaf.or.jp/safe-driving/traffic-rules-in-japan>

Drinking and Driving

There is a zero-tolerance policy for drinking and driving, bicycles included. Passengers and the owner of the car are also held responsible if a person who has been drinking is driving.

Drivers

- Always carry your valid home-country license and International Driving Permit (IDP) (with Japanese translation).
- **The IDP expires one year from the date of your arrival in Japan or from the issue date, whichever comes first.**

Disaster Preparedness

Getting Prepared for Natural Disasters

- Emergency Telephone Numbers – Police: 110, Fire/Ambulance: 119
- Bookmark weather websites and check kagoshima.pa emails/messages from Block Leaders for emergency information
- Find out from your BOE/supervisor the nearest evacuation shelter locales
- Create an emergency kit
- Necessary items: bottled water (3 litres/day per person), portable charger/battery, canned food, can opener, non-perishable foods, flashlight, first aid kit, copy of passport and Residence Card (and My Number Card), battery or manually powered radio
- Good to have: 10 and 100 yen coins (payphone), extra clothing, money and bankbook, personal seal (inkan: 印鑑), goggles, mask, gloves, disinfectant, candles and matches/lighter, pocket knife

Typhoons

- Bring outside items inside or tie them down
- Close the shutters on windows or “X” them with masking tape
- Clean the bathtub, then fill it with water so you can drink or flush the toilet

Earthquakes & Tsunamis

- Secure loose/hanging furniture to the walls
- Get under a doorway, cover your head with a helmet or pillow
- Open at least one door as an escape route. If the foundation and walls shift, closed doors may get jammed
- Close all gas lines you can get to (after the quake stops)
- If you go outside, protect your feet with sturdy shoes and avoid walking near walls
- If there is a large earthquake and you are near the coast, don't wait; evacuate as soon as the quake stops. Keep moving to higher ground until you are 100% sure it is safe

